




TILTING ARBOR TABLE SAW



TSC10L-B



TSC10LP-B

www.maoshan.com



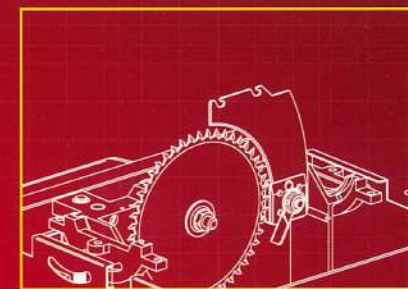
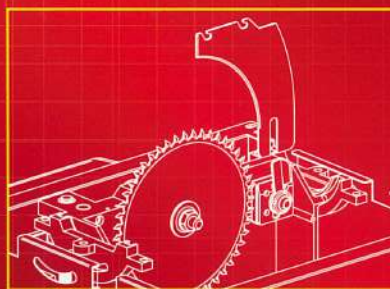
TSC10L-B / TSC10LP-B

MODEL	TSC10L-B/TSC10LP-B
SPEED	4200 RPM
DIAMETER OF ARBOR	5/8" (16mm)
DIAMETER OF SAW BLADE	10" (254mm)
MAX. DEPTH OF CUT	3-1/16"(78mm)
MAX. DEPTH OF CUT AT 45°	2-1/16"(53mm)
DISTANCE IN FRONT OF BLADE	10-1/2"(266mm)
TABLE(LXW)	686x512mm
EXTENSION WING(LXW)	686x304mm
MOTOR	2HP
N.W	138 Kgs
G.W	171 Kgs
PACKING DIMENSIONS	68x89x129cm
RAIL	154x9x9cm
FENCE	—

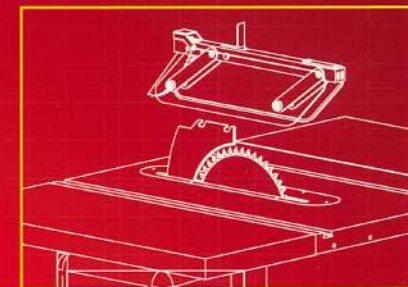
- All specifications, dimensions and design characteristics shown in this catalog are subject to change without notice.
- Sawblade is optional accessory

SPECIFICATIONS

- Ruggedly constructed saw carriage provides maximum cutting stability.
- With stable quality and minimum operation vibration.
- Heavy, precision-machined trunnion ensures accurate saw tilting from 0° to 45°.
- The blade guard and riving knife can perform vertical adjustment with the sawblade.
- The blade guard can be dismount easily to facilitate maintenance purpose.
- The sawblade tilting and raising action are conveniently controlled by the hand wheels.



The riving knife / spreader can be dismounted quickly.



A knob for easy dismount.

